

Bauhinia ILBS 2 Limited

Quarterly Report

January 2026

Collateral Manager: The Hong Kong Mortgage Corporation Limited

Transaction Administrator: Deutsche Bank AG, Hong Kong Branch

Trustee: DB Trustees (Hong Kong) Limited



The Hong Kong Mortgage Corporation Limited
香港按揭證券有限公司

Deutsche Bank



Table of Contents

Report Name	Page number
Disclaimer	3
Summary	4
Coverage Tests	5
Overcollateralisation Test Trends	6
Interest Coverage Test Trends	8
SGS Framework Loans	9
Risk Retention	10
Manager Update	11
Credit Estimate	13
Weighted Average Life (WAL)	14
Location of Project	15
Location of Risk	16
Industry Distribution	17
Project Status / Commodity Price Exposure	18
Participation and Assignment	19
Portfolio Assets	20
Credit Events	22
Principal Repayments	23
Interest Payments	24
Principal Drawdowns	26
Account Balances	27
Contact Us	28

Disclaimer

This document is intended only for the holders (the “Noteholders”) of the US\$107,000,000 Class A1-SU Notes, US\$209,500,000 Class A1 Notes, US\$34,000,000 Class B Notes, US\$20,500,000 Class C Notes, and US\$15,700,000 Class D Notes (collectively due October 2044), issued by Bauhinia ILBS 2 Limited (the “Issuer”).

All information contained in this document (including statements of opinion and expectation (if any)) is provided as general information to the Noteholders. Other persons should not rely or act upon this document or any of its content. The information and statements contained in this document speak as of the date as of which they are made and have not been independently verified. No representation, warranty or undertaking, express or implied, is made as to, and no reliance should be placed on, the fairness, accuracy, completeness or correctness of the information or the statements contained herein. The Hong Kong Mortgage Corporation Limited, in its capacity as the sponsor and the collateral manager (the “Sponsor” or “Collateral Manager”), its subsidiaries and affiliates (together, the “Group”), the Issuer, Deutsche Bank AG, Hong Kong Branch, in its capacity as transaction administrator (the “Transaction Administrator”), its subsidiaries and affiliates (all of the foregoing collectively, the “Companies”), and the Companies’ respective affiliates, directors, officers, employees, advisors and representatives do not accept any liability, and to the maximum extent permitted by law, disclaim all liability and responsibility (including any obligation to update this document, correct any inaccuracies, provide the Noteholders with access to any additional material or notify the Noteholders of any change in the content or information in this document), whatsoever (in negligence or otherwise) for any direct or indirect loss or damage, howsoever arising, from any use of this document, any information contained in this document or its contents or otherwise arising in connection with the document.

Information contained in this document regarding the portfolio collateralising the Notes (the “Portfolio”) has been prepared on the basis of information and reports received from the facility agents of each infra loan obligation comprising the Portfolio. None of the information in this document regarding the Portfolio has been prepared, reviewed or approved by any of the facility agents, or any of their affiliates. None of the Issuer, the Sponsor, the Collateral Manager, any member of the Group or the Transaction Administrator or any other person has received any representation, warranty or other assurance with respect to the quality of such information, or has otherwise independently verified such information or determined the accuracy or completeness of such information. Accordingly, nothing contained in this document is, or shall be relied upon as, a promise or representation as to the past or future performance of the Issuer, the Group or the Portfolio. Noteholders should not place undue reliance on the information contained in this document. The information or content in this document may include certain statements estimates and projects with respect to the anticipated future and financial and operating performance of the Issuer, the Group or the Portfolio that should not be regarded as an indication of the future performance or results of the Issuer, the Group or the Portfolio.

In preparing this document, certain information and data used may have been obtained from various external sources. These information or data have not been, or cannot be, verified. The information and data, as well as any illustrative models or additional evaluation material and tests applied and included in this document may reflect subjective and significant assumptions and judgements which may or may not prove to be correct. There can be no assurance that any estimates or assessments will be realised. This document is not intended to include all exhaustive information and does not purport to contain all the information that the Noteholders may require.

Information contained in this document shall be not be regarded by any Noteholder as a substitute for the exercise of their own judgement and each Noteholder should conduct its own investigation and analyses of the information contained in this document and rely on its own examination of the aspects of the transaction. The Noteholders should not construe any of the contents or information herein as advice relating to business, financial, legal, taxation or investment matters and are advised to consult their own business, financial, legal, taxation and other advisors and observe all applicable laws and regulations of any relevant jurisdiction.

This document is for the purposes of information only and is not a prospectus, disclosure document or other offering document under any law, nor does it constitute or form part of, and should not be construed as, any present or future invitation, recommendation or offer to purchase, sell or issue, or the solicitation of an offer to buy or acquire, the Notes or securities of the Group in any jurisdiction or as an inducement to enter into investment activity. No part of this document, nor the fact of its distribution, should form the basis of, or be relied on in connection with, any contract or commitment or investment decision whatsoever.

This document is not an offer of securities for sale in or into the United States or to U.S. persons (as defined in Regulation S under the United States Securities Act of 1933, as amended (the “Securities Act”)). Securities may not be offered or sold in the United States absent registration or an exemption from registration. The Notes described in this document have not been, and will not be, registered under the Securities Act or the securities laws of any state of the United States or other jurisdiction. The Notes may not be offered or sold or otherwise transferred within the United States or to, or for the account or benefit of a U.S. person.

By viewing or accessing this document, the Noteholders are deemed to have represented and agreed that he is (a) not a U.S. person and are outside of the United States and not acting for the account or benefit of a U.S. person (as defined in Regulation S under the Securities Act); and (b) a “professional investor” as defined under Schedule 1 to the Securities and Futures Ordinance (Chapter 571 of the Laws of Hong Kong) or any rules made thereunder.

None of the Issuer, the Sponsor, the Collateral Manager, any member of the Group or the Transaction Administrator shall have any liability for any loss or damage (direct or indirect) suffered by any Noteholder or any other prospective purchasers of their use of, any errors therein or reliance on any representations (express or implied) contained in, or any omissions from, this document or any information transmitted orally, in writing, electronically or in any other form or the distribution and / or possession of any information in this document to the Noteholders or prospective purchasers in the course of its investigation and evaluation of the Issuer, the Portfolio or the Notes. This document and the information contained herein is solely for the use of the Noteholders. Release, transmission, distribution or reproduction, directly or indirectly, to any other person is prohibited.

Summary

Class	Balance (US\$)	All in Rate (%)	Spread (bps)	Expected Interest (US\$)	Moody's Rating	
					Original	Current
CLASS A1 NOTES	174,932,703.61	5.12925	140	4,536,216.38	Aaa(sf)	Aaa(sf)
CLASS A1-SU NOTES	89,345,103.98	5.07925	135	2,294,242.05	Aaa(sf)	Aaa(sf)
CLASS B NOTES	34,000,000.00	5.52925	180	950,416.64	Aa1(sf)	Aa1(sf)
CLASS C NOTES	20,500,000.00	7.12925	340	738,867.55	A2(sf)	A2(sf)
CLASS D NOTES	15,700,000.00	7.67925	395	609,519.14	Baa3(sf)	Baa3(sf)
SUBORDINATED NOTES	39,501,762.44	9.22925	550	1,843,112.19	--	--
Total	373,979,570.03			10,972,373.95		

- The Subordinated Notes balance of US\$ 39,501,762.44 includes US\$ 2,910,762.44 of capitalised interest, which has been added to the original balance of US\$ 36,591,000.
- The Bridging Sponsor Loan was fully repaid in October 2025.
- The Risk Protection Sponsor Facility remains undrawn during the period.

Assets US\$

Adjusted Collateral Principal Amount	Balance (US\$)
Aggregate Principal Balance of Infra Loan Obligation(other than Defaulted, Caa, Long Dated)	363,937,893.56
Defaulted Obligations (Lower of Market Value and Moody's Recovery Amount)	0.00
Long-Dated Obligations (Lower of Market value and Liquidation Value)	0.00
Caa Excess Obligations (Lower of Market value and Moody's Recovery Amount)	0.00
Balance in Principal Account, Principal Fixed Deposit Account, Undrawn Commitment Account and Undrawn Commitment Fixed Deposit Account, and other amounts representing Principal Proceeds	7,129,998.46
Adjusted Collateral Principal Amount	371,067,892.02
Undrawn Cash Balance	0.00

Coverage Test Results Summary

Test Type	Pass	Fail
Interest Coverage Tests	3	0
Overcollateralisation Tests	4	0
Total	7	0

Term SOFR	3.72925%
Next Payment Date	20-April-2026

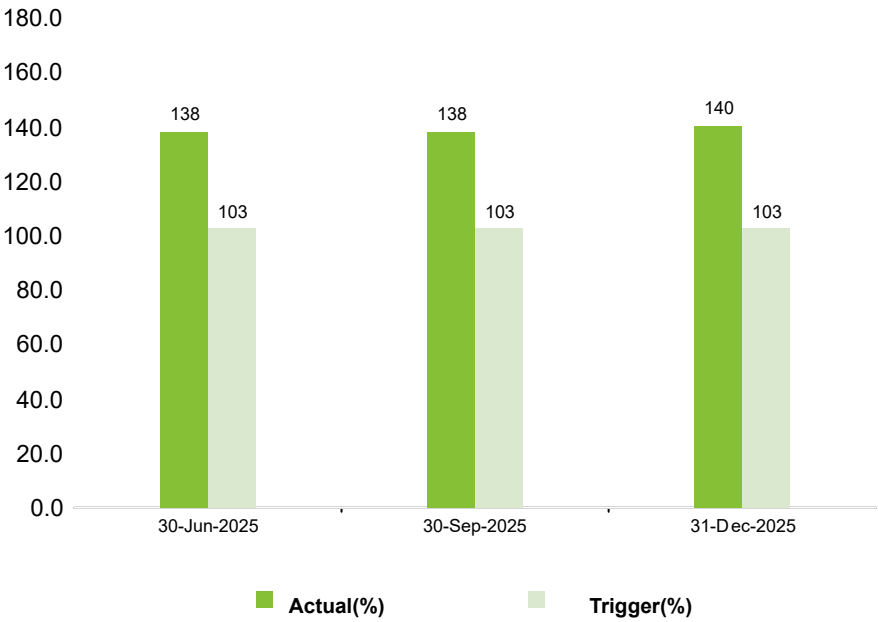
Coverage Tests as of 31-Dec-2025

Test Number	Test Description	Max/Min	Trigger	Current Result (A/B)	Adjusted Collateral Principal Amount / Interest Coverage Amount (A)	Principal Amount Outstanding for Relevant Classes of Notes / Scheduled Interest Payments on Relevant Classes of Notes (B)	Pass / Fail
1	Class A Minimum Collateralisation Test	Minimum	102.5%	140.4%	371,067,892.02	264,277,807.59	Pass
2	Class A/B Overcollateralisation Test	Minimum	115.7%	124.4%	371,067,892.02	298,277,807.59	Pass
3	Class C Overcollateralisation Test	Minimum	110.0%	116.4%	371,067,892.02	318,777,807.59	Pass
4	Class D Overcollateralisation Test	Minimum	106.4%	110.9%	371,067,892.02	334,477,807.59	Pass
5	Class A/B Interest Coverage Test	Minimum	110.0%	146.6%	11,404,142.15	7,780,875.07	Pass
6	Class C Interest Coverage Test	Minimum	107.5%	133.9%	11,404,142.15	8,519,742.62	Pass
7	Class D Interest Coverage Test	Minimum	102.5%	124.9%	11,404,142.15	9,129,261.76	Pass

Overcollateralisation Test Trends as of 31-Dec-2025

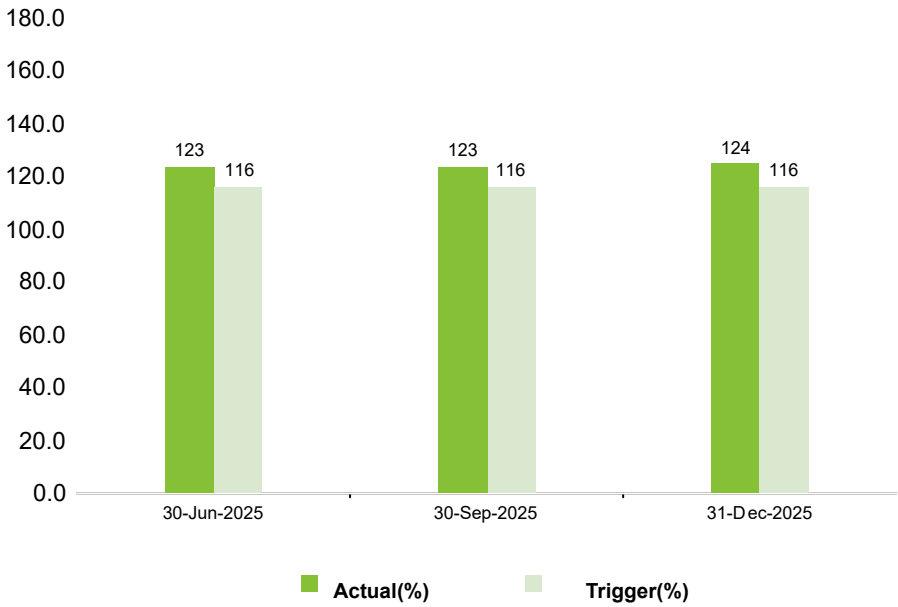
Class A Minimum Collateralisation Test

Test Description				
Date	Actual	Trigger	Headroom	Result
31-Dec-2025	140.4%	102.5%	37.9%	Pass
30-Sep-2025	138.2%	102.5%	35.7%	Pass
30-Jun-2025	138.2%	102.5%	35.7%	Pass



Class A/B Overcollateralisation Test

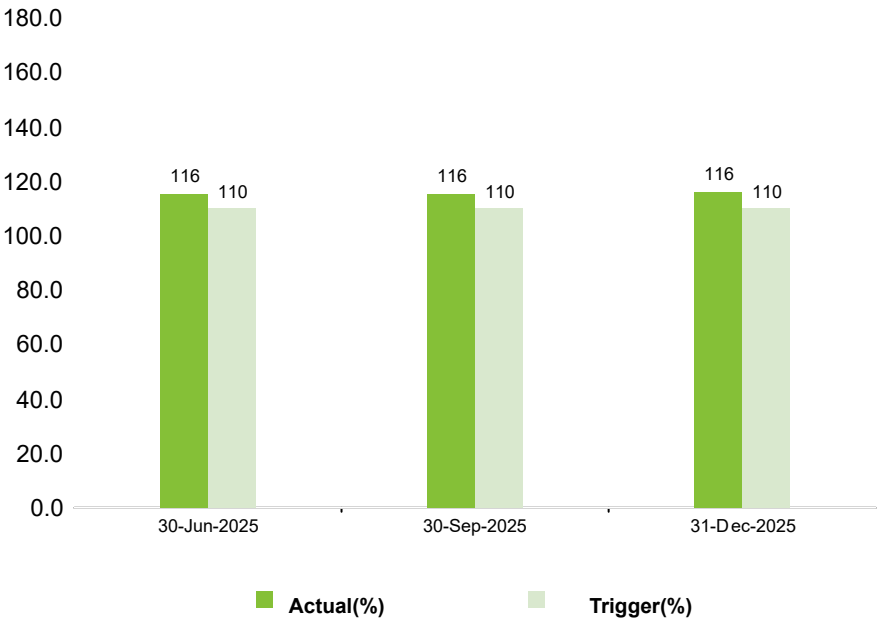
Test Description				
Date	Actual	Trigger	Headroom	Result
31-Dec-2025	124.4%	115.7%	8.7%	Pass
30-Sep-2025	123.2%	115.7%	7.5%	Pass
30-Jun-2025	123.2%	115.7%	7.5%	Pass



Overcollateralisation Test Trends as of 31-Dec-2025

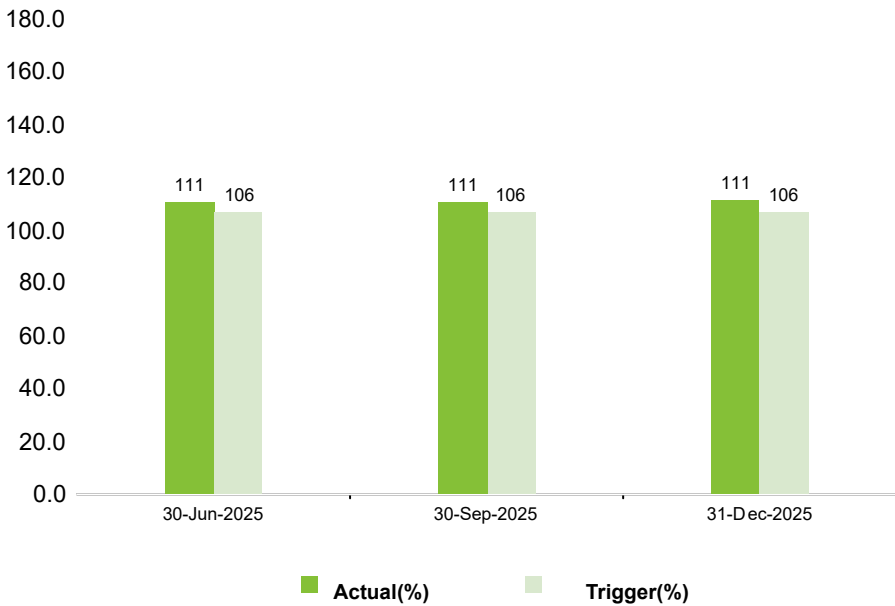
Class C Overcollateralisation Test

Test Description				
Date	Actual	Trigger	Headroom	Result
31-Dec-2025	116.4%	110.0%	6.4%	Pass
30-Sep-2025	115.7%	110.0%	5.7%	Pass
30-Jun-2025	115.7%	110.0%	5.7%	Pass



Class D Overcollateralisation Test

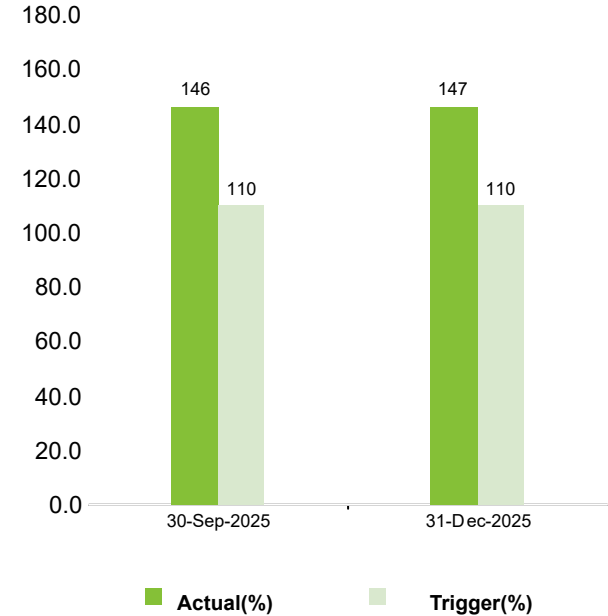
Test Description				
Date	Actual	Trigger	Headroom	Result
31-Dec-2025	110.9%	106.4%	4.5%	Pass
30-Sep-2025	110.5%	106.4%	4.1%	Pass
30-Jun-2025	110.5%	106.4%	4.1%	Pass



Interest Coverage Test Trends as of 31-Dec-2025

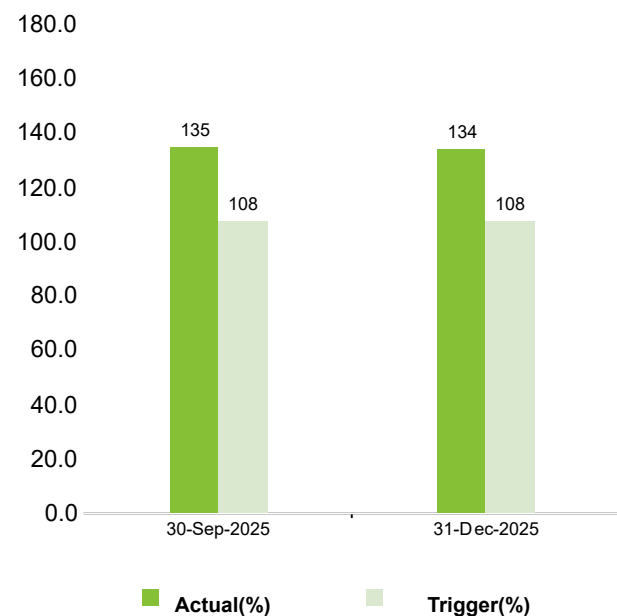
Class A/B Interest Coverage Test

Test Description				
Date	Actual	Trigger	Headroom	Result
31-Dec-2025	146.6%	110.0%	36.6%	Pass
30-Sep-2025	146.4%	110.0%	36.4%	Pass



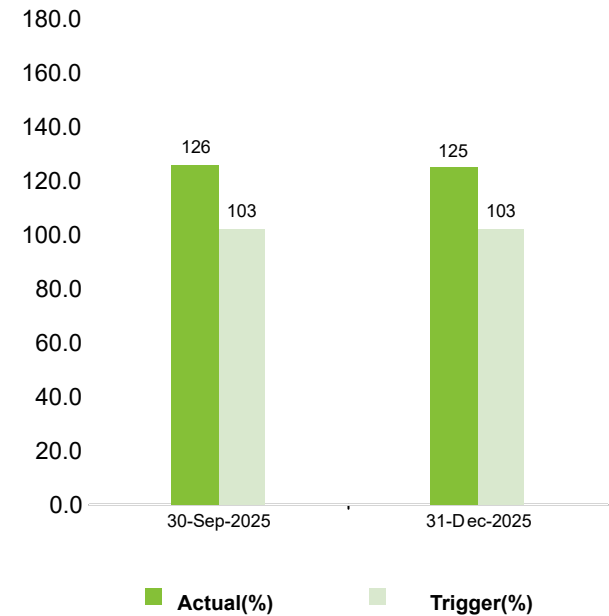
Class C Interest Coverage Test

Test Description				
Date	Actual	Trigger	Headroom	Result
31-Dec-2025	133.9%	107.5%	26.4%	Pass
30-Sep-2025	134.5%	107.5%	27.0%	Pass



Class D Interest Coverage Test

Test Description				
Date	Actual	Trigger	Headroom	Result
31-Dec-2025	124.9%	102.5%	22.4%	Pass
30-Sep-2025	126.0%	102.5%	23.5%	Pass



SGS Framework Loans as of 31-Dec-2025

Description	Value (US\$ or %)
(1) Aggregate Outstanding commitment of loans classified under SGS Framework	97,634,836.19
(2) Outstanding amount of Class A1-SU Notes	89,345,103.98
(2a) Outstanding amount of Class A1-SU Notes after upcoming repayment	N/A
(3) Ratio of (1) over (2)	109.28%
(3a) Ratio of (1) over (2a)	N/A

Note: "SGS Framework" stands for assets which follow Social, Green and Sustainability Framework of the HKMC.

Risk Retention as of 31-Dec-2025

The Hong Kong Mortgage Corporation Limited confirms:

- o its hold level in the Subordinated Notes remains unchanged;
- o no change in the manner or form in which it holds the Subordinated Notes; and
- o it will not and has not sold, hedged or mitigated its credit risk, rights, benefits or obligations arising from or associated with the Subordinated Notes, except to the extent permitted in accordance with the Risk Retention Requirements.

Manager Update as of 31-Dec-2025

Compliance Tests

- As of 31 Dec 2025, the Issuer complies with Overcollateralisation Tests and Interest Coverage Tests.

Portfolio Developments

- Latest movement in Portfolio WARF due to scheduled amortisation and change in Moody's Rating Factor.

	31 Dec 2025	30 Sep 2025	30 Jun 2025	31 Mar 2025	31 Dec 2024
Portfolio WARF	821	839	847	855	863

- The impacts of US Tariff imposed globally are being closing monitored. No individual project is considered to be directly impacted by the tariff given the nature of infrastructure projects and operation stage of the portfolio. For countries with more reliance on exports to the United States, downside sensitivity has been conducted and the relevant projects can remain resilient.
- The Middle East is being monitored closely in view of the geopolitical tension in the region. In general, projects in the Middle East will continue to receive payments under the offtake agreement in the event of war or are supported by ample liquidity.
- All loans in the portfolio continue to be fully serviced on time.

Country Updates

- France: In Oct 2025, S&P downgraded France to A+/Stable (from AA-/Negative) and Moody's changed the Aa3 rating outlook to Negative (from Stable).
- Italy: In Nov 2025, Moody's upgraded Italy to Baa2/Stable (from Baa3/Positive).

Payment Frequency Switch Event

- Payment Frequency Switch Event has not occurred.

Manager Update as of 31-Dec-2025

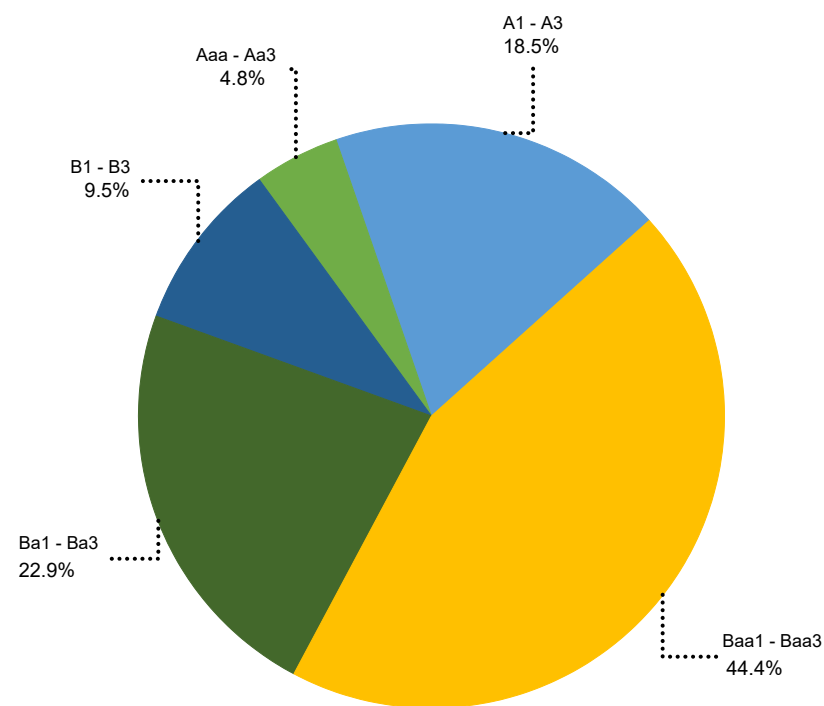
Drawdowns, Prepayments and Asset Replenishment

- All loans had been fully drawn already and hence there was no new drawdown.
- Partial prepayment of US\$1.5m (GIP EM ASCEND 2 PTE. LTD.) was received in Dec 2025 and will be applied in accordance with Principal Priority of Payment.

Fees

- Fees and administrative expenses to be paid from Interest Proceeds include:
 - Nil
- Fees and administrative expenses paid over the period from the General Reserve Account include:
 - Service fees for Corporate Service Provider
 - Process agent fees for Corporate Service Provider

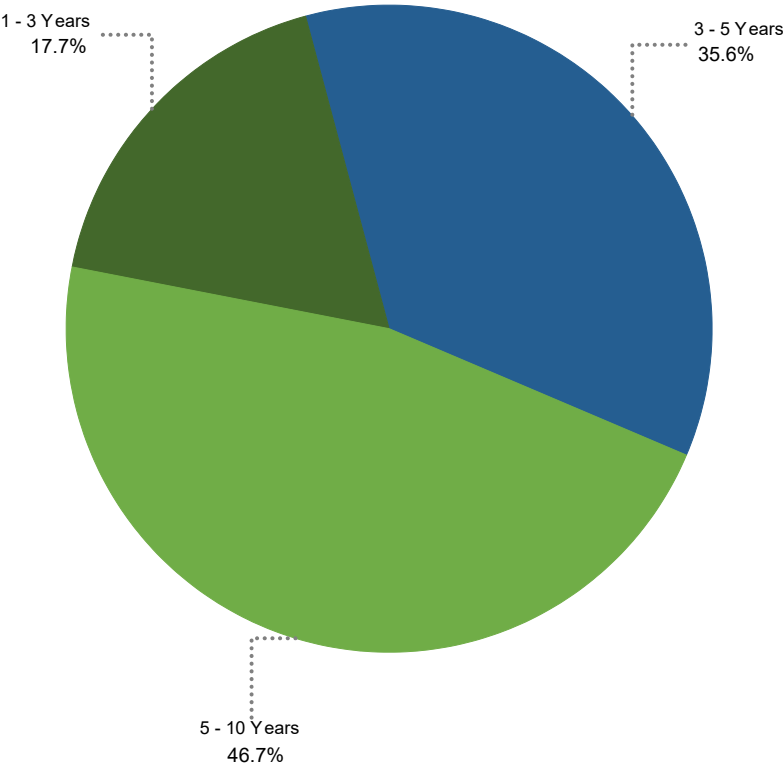
Credit Estimate as of 31-Dec-2025



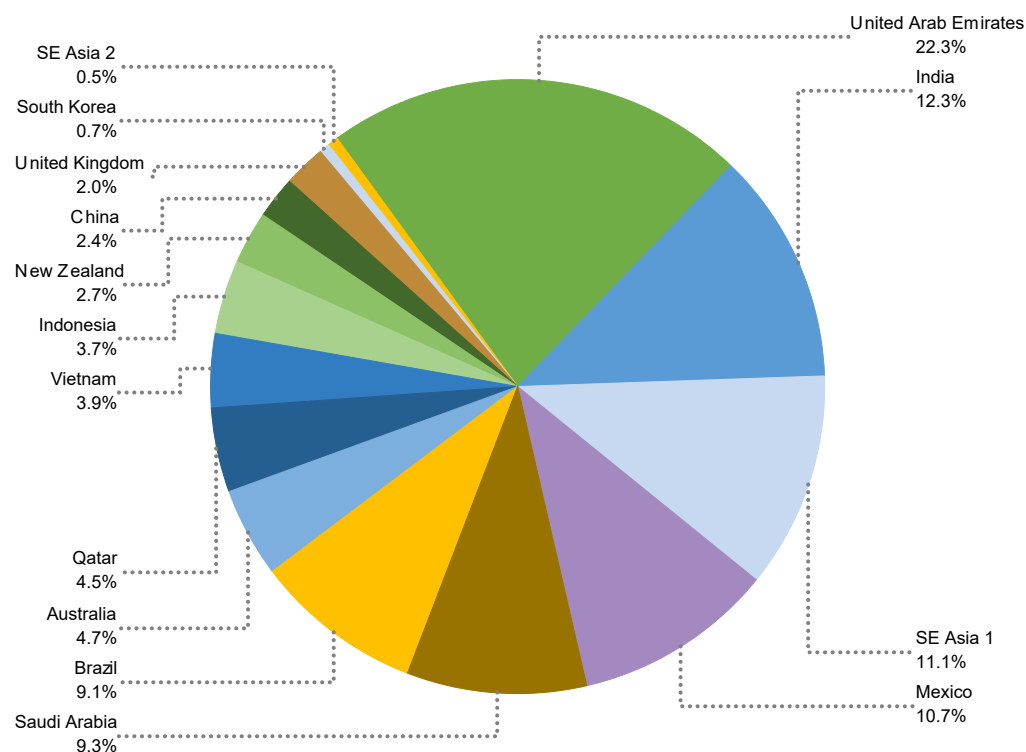
Rating	Outstanding Commitment (US\$m)	Number of Loans	% of total Outstanding Commitment
Aaa - Aa3	17.4	1	4.8%
A1 - A3	67.3	5	18.5%
Baa1 - Baa3	161.6	8	44.4%
Ba1 - Ba3	83.2	9	22.9%
B1 - B3	34.4	3	9.5%
Total	363.9	26	100.0%

Weighted Average Life (WAL) as of 31-Dec-2025

Weighted Average Life	Outstanding Commitment (US\$m)	Number of Loans	% of total Outstanding Commitment
1 - 3 Years	64.4	5	17.7%
3 - 5 Years	129.6	9	35.6%
5 - 10 Years	169.9	12	46.7%
Total	363.9	26	100.0%



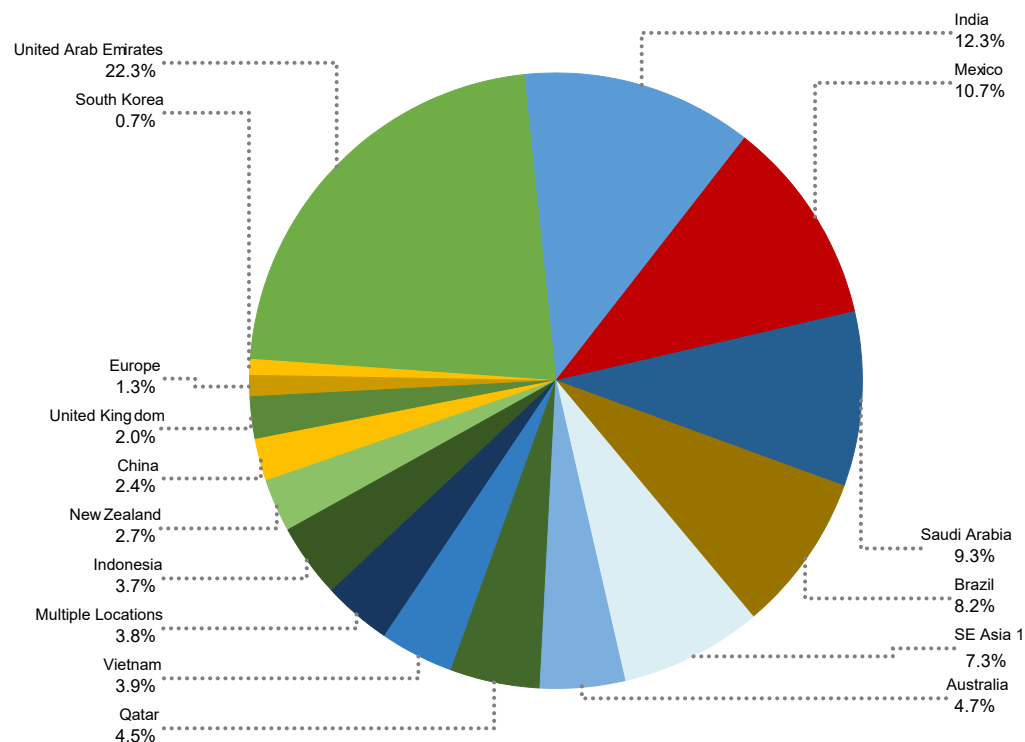
Location of Project as of 31-Dec-2025



Location of Project	Outstanding Commitment (US\$m)	Number of Loans	% of total Outstanding Commitment
United Arab Emirates	81.2	4	22.3%
India	44.7	3	12.3%
SE Asia 1	40.5	3	11.1%
Mexico	38.8	1	10.7%
Saudi Arabia	34.0	1	9.3%
Brazil	33.0	4	9.1%
Australia	17.1	2	4.7%
Qatar	16.3	1	4.5%
Vietnam	14.3	1	3.9%
Indonesia	13.6	1	3.7%
New Zealand	9.8	1	2.7%
China	8.7	1	2.4%
United Kingdom	7.4	1	2.0%
South Korea	2.7	1	0.7%
SE Asia 2	1.8	1	0.5%
Total	363.9	26	100.0%

*Note: Infrastructure assets which are mobile vessels have been categorised according to the location of the relevant offtaker

Location of Risk as of 31-Dec-2025



Location of Risk (*1)	Outstanding Commitment (US\$m)	Number of Loans	% of total Outstanding Commitment
United Arab Emirates	81.2	4	22.3%
India	44.7	3	12.3%
Mexico	38.8	1	10.7%
Saudi Arabia	34.0	1	9.3%
Brazil	30.0	3	8.2%
SE Asia 1	26.7	2	7.3%
Australia	17.1	2	4.7%
Qatar	16.3	1	4.5%
Vietnam	14.3	1	3.9%
Multiple Locations(*2)	13.9	1	3.8%
Indonesia	13.6	1	3.7%
New Zealand	9.8	1	2.7%
China	8.7	1	2.4%
United Kingdom	7.4	1	2.0%
Europe	4.9	2	1.3%
South Korea	2.7	1	0.7%
Total	363.9	26	100.0%

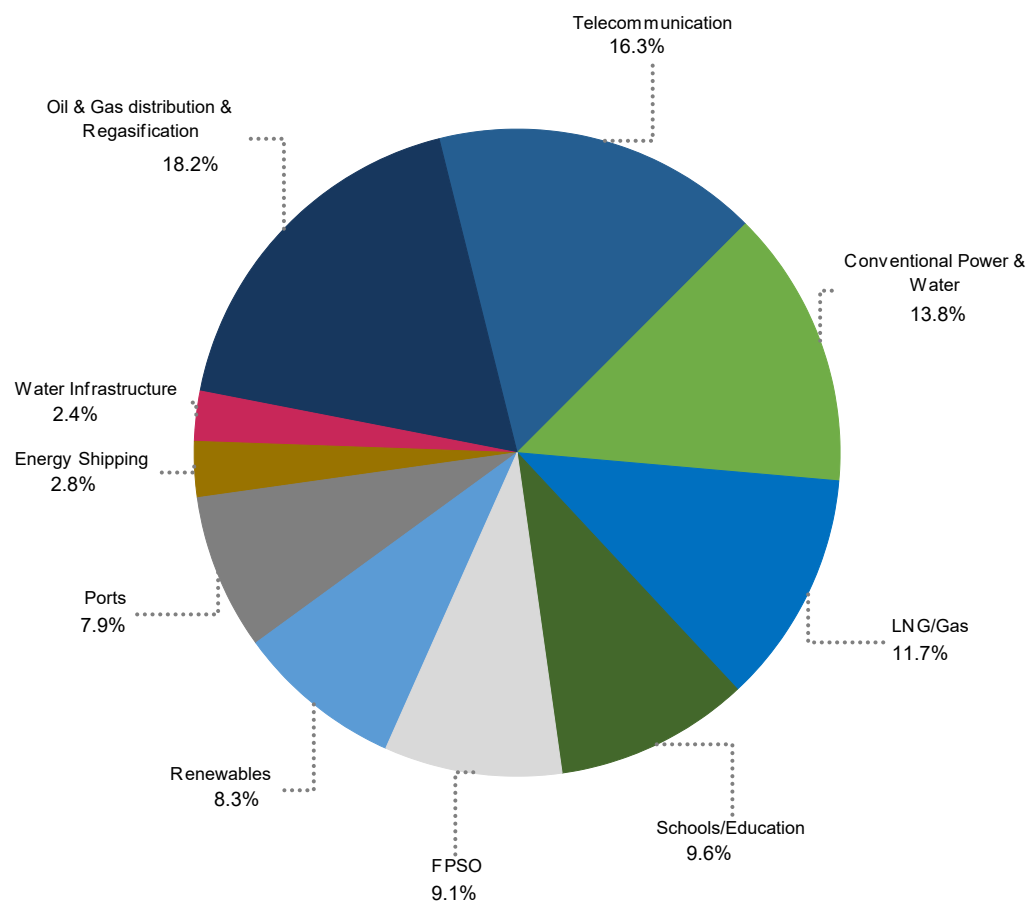
Note:

(*1) Infrastructure assets which are mobile vessels have been categorised according to the location of the relevant offtaker .

Loans with majority cover by export credit agency have been categorised according to the location of the export credit agency.

(*2) Exposure split based on Location of Risk: 51.6% North America, 48.4% NE Asia

Industry Distribution as of 31-Dec-2025

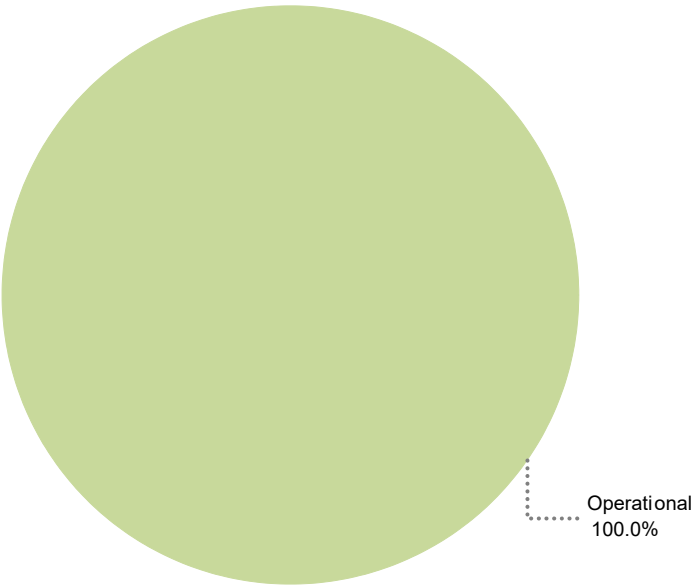


Industry	Outstanding Commitment (US\$m)	Number of Loans	% of total Outstanding Commitment
Oil & Gas distribution & Regasification	66.1	3	18.2%
Telecommunication	59.3	5	16.3%
Conventional Power & Water	50.3	2	13.8%
LNG/Gas	42.6	4	11.7%
Schools/Education	35.0	2	9.6%
FPSO	33.0	4	9.1%
Renewables	30.1	2	8.3%
Ports	28.8	1	7.9%
Energy Shipping	10.1	2	2.8%
Water Infrastructure	8.7	1	2.4%
Total	363.9	26	100.0%

Project Status / Commodity Price Exposure as of 31-Dec-2025

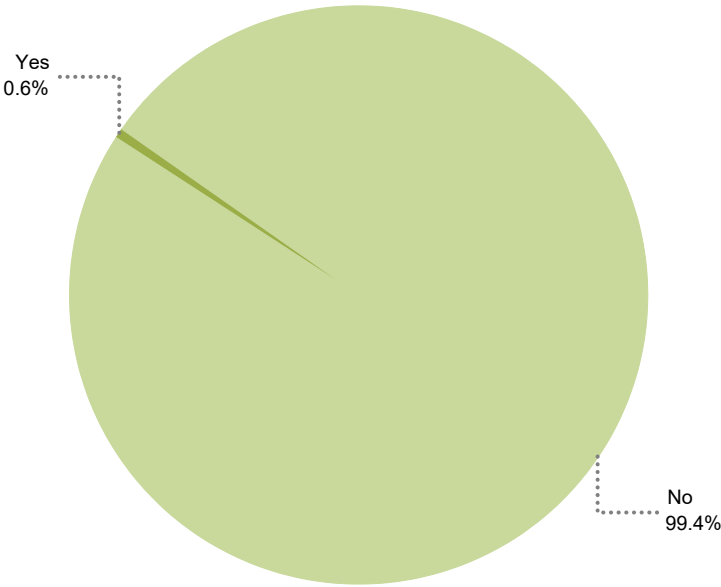
Project Status

Project Status	Outstanding Commitment (US\$m)	Number of Loans	% of total Outstanding Commitment
Operational	363.9	26	100.0%
Total	363.9	26	100.0%



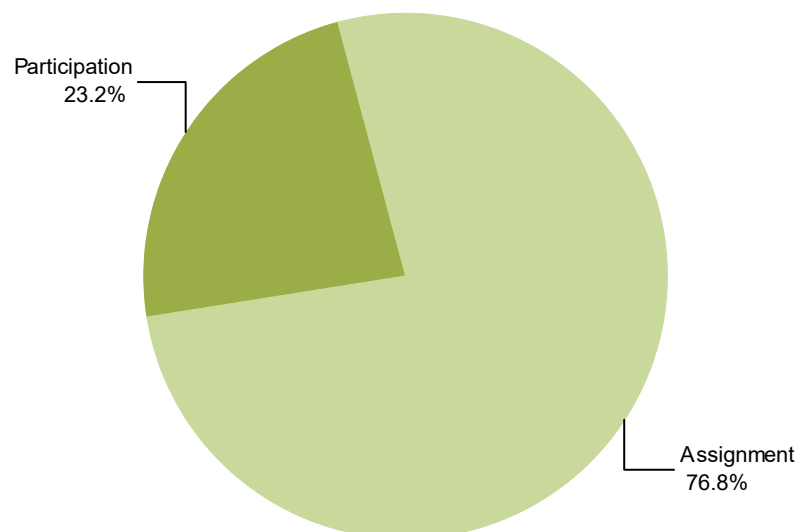
Commodity Price Exposure

Commodity Price Exposure	Outstanding Commitment (US\$m)	Number of Loans	% of total Outstanding Commitment
No	361.8	25	99.4%
Yes	2.1	1	0.6%
Total	363.9	26	100.0%



Participation and Assignment as of 31-Dec-2025

Type	Direct Assignments			Participation		
	Number of Loans	Aggregate commitment amount (US\$m)	Percentage of Aggregate commitment amount of portfolio	Number of Loans	Aggregate commitment amount (US\$m)	Percentage of Aggregate commitment amount of portfolio
Loans that are supported by export credit agencies	0	0.0	0.0%	2	4.8	5.7%
Other Loans	18	279.5	100.0%	6*	79.8	94.3%
Total	18	279.5	100.0%	8	84.6	100.0%



*Note: US\$25.6 m of Infra Loan Obligations comprises of Participation in respect of which neither the Sponsor nor the Issuer is the lender of record.

Portfolio Assets as of 31-Dec-2025 (1 / 2)

No.	Borrower	Tranche	Funded Part.	SGS Framework (*1)	Industry	Location of Project	Location of Risk	Status	PF Loan	Outstanding Amount (US\$m)	Outstanding Commitment (US\$m)	Expected Maturity (Year)
1	ADANI HYBRID ENERGY JAISALMER THREE LIMITED	TERM LOAN	No	Yes	Renewables	India	India	Operational	Yes	15.8	15.8	2028
2	AL MAQSED DEVELOPMENT COMPANY PJSC	SENIOR FACILITY	No	Yes	Schools/Education	United Arab Emirates	United Arab Emirates	Operational	Yes	28.8	28.8	2035
3	BIM WIND POWER JOINT STOCK COMPANY	COMMERCIAL LOAN	No	Yes	Renewables	Vietnam	Vietnam	Operational	Yes	14.3	14.3	2037
4	BROADCAST AUSTRALIA FINANCE PTY LIMITED	TRANCHE I	No	No	Telecommunication	Australia	Australia	Operational	No	15.0	15.0	2033
5	CRYSTAL PORT HOLDING L.P.	TERM COMMITMENT	No	No	Ports	United Arab Emirates	United Arab Emirates	Operational	Yes	28.8	28.8	2033
6	DHAMRA LNG TERMINAL PVT. LTD.	TERM LOAN	No	No	Oil & Gas distribution & Regasification	India	India	Operational	Yes	10.0	10.0	2029
7	ESENTIA HUB CHÁVEZ HOLDING, S. DE R.L. DE C.V.	TERM LOAN	No	No	Oil & Gas distribution & Regasification	Mexico	Mexico	Operational	Yes	38.8	38.8	2030
8	GIP EM ASCEND 2 PTE. LTD.	INITIAL TERM LOAN	No	Yes	Telecommunication	India	India	Operational	No	19.0	19.0	2028
9	ICHTHYS LNG PTY LTD	UNCOVERED SUB FACILITY 2022	No	No	LNG/Gas	Australia	Australia	Operational	Yes	2.1	2.1	2028
10	JAZAN INTEGRATED GASIFICATION AND POWER COMPANY	COMMERCIAL AMORTISING (USD) FACILITY	No	No	Conventional Power & Water	Saudi Arabia	Saudi Arabia	Operational	Yes	34.0	34.0	2038
11	MANHAL DEVELOPMENT COMPANY PJSC	TERM FACILITY	No	Yes	Schools/Education	United Arab Emirates	United Arab Emirates	Operational	Yes	6.2	6.2	2034
12	PAN EUROPE LNG TRANSPORTATION COMPANY LIMITED	COMMERCIAL FACILITY	No	No	Energy Shipping	United Kingdom	United Kingdom	Operational	Yes	7.4	7.4	2030
13	PT CENTRATAMA TELEKOMUNIKASI INDONESIA TBK	TERM LOAN A (USD)	Yes	Yes	Telecommunication	Indonesia	Indonesia	Operational	No	13.6	13.6	2027
14	QATAR ELECTRICITY & WATER COMPANY Q.S.C.	TERM LOAN	No	No	Conventional Power & Water	Qatar	Qatar	Operational	Yes	16.3	16.3	2031
15	SILVER DRAGON WATER SUPPLY GROUP LIMITED	FACILITY A	No	No	Water Infrastructure	China	China	Operational	No	8.7	8.7	2027
16	SMKLC LNG1 SA	TERM LOAN FACILITY	No	No	Energy Shipping	South Korea	South Korea	Operational	Yes	2.7	2.7	2037

NOTE:

(*1) "SGS Framework" stands for assets which follow Social, Green and Sustainability Framework of the HKMC

Portfolio Assets as of 31-Dec-2025 (2 / 2)

No.	Borrower	Tranche	Funded Part.	SGS Framework (*1)	Industry	Location of Project	Location of Risk	Status	PF Loan	Outstanding Amount (US\$m)	Outstanding Commitment (US\$m)	Expected Maturity (Year)
17	VOYAGE DIGITAL (NZ) LIMITED(2DEGREES Group Ltd)	TERM LOAN	No	No	Telecommunication	New Zealand	New Zealand	Operational	No	9.8	9.8	2029
18	WHITESANDS PIPELINES COMPANY LIMITED	FACILITY C	No	No	Oil & Gas distribution & Regasification	United Arab Emirates	United Arab Emirates	Operational	Yes	17.4	17.4	2041
19	Borrower 1		Yes	No	FPSO	Brazil	Brazil	Operational	Yes	11.0	11.0	2036
20	Borrower 2		Yes	No	LNG/Gas	SE Asia 1	Multiple Locations(*2)	Operational	No	13.9	13.9	2029
21	Borrower 3		Yes	No	FPSO	Brazil	Brazil	Operational	Yes	14.6	14.6	2033
22	Borrower 4		Yes	No	FPSO	Brazil	Europe	Operational	Yes	3.0	3.0	2037
23	Borrower 4		No	No	FPSO	Brazil	Brazil	Operational	Yes	4.4	4.4	2038
24	Borrower 5		Yes	No	Telecommunication	SE Asia 2	Multiple Locations(*3)	Operational	Yes	1.8	1.8	2035
25	Borrower 6		Yes	No	LNG/Gas	SE Asia 1	SE Asia 1	Operational	Yes	12.7	12.7	2034
26	Borrower 6		Yes	No	LNG/Gas	SE Asia 1	SE Asia 1	Operational	Yes	14.0	14.0	2029
TOTAL										363.9	363.9	

NOTE:

(*1) "SGS Framework" stands for assets which follow Social, Green and Sustainability Framework of the HKMC

(*2) Exposure split based on Location of Risk: 51.6% North America, 48.4% NE Asia

(*3) Exposure split based on Location of Risk: 90% Europe, 10% SE Asia 2

Credit Events as of 31-Dec-2025

Issuer	Tranche	CCY	Date Assigned as Defaulted Obligation	Market Value (US\$)	Market Price	Current Notional Amount (US\$)
--------	---------	-----	---------------------------------------	---------------------	--------------	--------------------------------

****NOTHING TO REPORT****

Principal Repayments between 01-Oct-2025 and 31-Dec-2025

Repayment Date	Borrower	Tranche	Repayment Amount (US\$)
07-Oct-2025	WHITESANDS PIPELINES COMPANY LIMITED	FACILITY C	575,250.82
23-Oct-2025	DHAMRA LNG TERMINAL PVT. LTD.	TERM LOAN	50,000.00
27-Oct-2025	SMKLC LNG1 S.A.	TERM LOAN FACILITY	99,725.06
17-Nov-2025	CRYSTAL PORT HOLDING L.P.	TERM COMMITMENT	154,390.35
01-Dec-2025	QATAR ELECTRICITY & WATER COMPANY Q.S.C.	TERM LOAN	1,211,917.05
08-Dec-2025	GIP EM ASCEND 2 PTE. LTD.	INITIAL TERM LOAN	2,150,393.85
10-Dec-2025	Borrower 1		194,009.66
10-Dec-2025	Borrower 3		373,297.97
15-Dec-2025	ICHTHYS LNG PTY LTD	UNCOVERED SUB FACILITY 2022	387,259.99
15-Dec-2025	BIM WIND POWER JOINT STOCK COMPANY	COMMERCIAL LOAN	465,004.64
15-Dec-2025	Borrower 4		65,000.00
15-Dec-2025	Borrower 4		67,129.62
22-Dec-2025	PAN EUROPE LNG TRANSPORTATION COMPANY LIMITED	COMMERCIAL FACILITY	100,080.77
22-Dec-2025	ADANI HYBRID ENERGY JAISALMER THREE LIMITED	TERM LOAN	241,022.52
30-Dec-2025	MANHAL DEVELOPMENT COMPANY PJSC	TERM FACILITY	158,227.03
31-Dec-2025	AL MAQSED DEVELOPMENT COMPANY PJSC	SENIOR FACILITY	570,746.56
31-Dec-2025	VOYAGE DIGITAL (NZ) LIMITED(2DEGREES Group Ltd)	TERM LOAN	26,818.96
31-Dec-2025	ESENTIA HUB CHÁVEZ HOLDING, S. DE R.L. DE C.V.	TERM LOAN	239,723.61
Total			7,129,998.46

Interest Payments between 01-Oct-2025 and 31-Dec-2025

Payment Date	Borrower	Tranche	Interest Payment Amount (US\$)
01-Oct-2025	QATAR ELECTRICITY & WATER COMPANY Q.S.C.	TERM LOAN	79,257.98
07-Oct-2025	WHITESANDS PIPELINES COMPANY LIMITED	FACILITY C	269,650.61
23-Oct-2025	DHAMRA LNG TERMINAL PVT. LTD.	TERM LOAN	324,880.11
27-Oct-2025	SMKLC LNG1 S.A.	TERM LOAN FACILITY	81,820.66
31-Oct-2025	SILVER DRAGON WATER SUPPLY GROUP LIMITED	FACILITY A	45,871.69
03-Nov-2025	QATAR ELECTRICITY & WATER COMPANY Q.S.C.	TERM LOAN	87,697.16
17-Nov-2025	CRYSTAL PORT HOLDING L.P.	TERM COMMITMENT	493,773.68
19-Nov-2025	VOYAGE DIGITAL (NZ) LIMITED(2DEGREES Group Ltd)	TERM LOAN	187,668.23
28-Nov-2025	SILVER DRAGON WATER SUPPLY GROUP LIMITED	FACILITY A	40,088.41
01-Dec-2025	QATAR ELECTRICITY & WATER COMPANY Q.S.C.	TERM LOAN	72,193.44
08-Dec-2025	GIP EM ASCEND 2 PTE. LTD.	INITIAL TERM LOAN	383,277.30
10-Dec-2025	Borrower 1		204,552.66
10-Dec-2025	Borrower 3		293,258.01
12-Dec-2025	BROADCAST AUSTRALIA FINANCE PTY LIMITED	TRANCHE I	230,066.96
15-Dec-2025	Borrower 4		49,277.28
15-Dec-2025	ICHTHYS LNG PTY LTD	UNCOVERED SUB FACILITY 2022	73,105.71
15-Dec-2025	Borrower 4		83,854.41
15-Dec-2025	BIM WIND POWER JOINT STOCK COMPANY	COMMERCIAL LOAN	542,372.28
16-Dec-2025	PT CENTRATAMA TELEKOMUNIKASI INDONESIA TBK	TERM LOAN A (USD)	214,248.09
22-Dec-2025	PAN EUROPE LNG TRANSPORTATION COMPANY LIMITED	COMMERCIAL FACILITY	118,048.79
22-Dec-2025	ADANI HYBRID ENERGY JAISALMER THREE LIMITED	TERM LOAN	507,386.35
30-Dec-2025	MANHAL DEVELOPMENT COMPANY PJSC	TERM FACILITY	93,397.79

Interest Payments between 01-Oct-2025 and 31-Dec-2025

Payment Date	Borrower	Tranche	Interest Payment Amount (US\$)
31-Dec-2025	SILVER DRAGON WATER SUPPLY GROUP LIMITED	FACILITY A	46,857.47
31-Dec-2025	AL MAQSED DEVELOPMENT COMPANY PJSC	SENIOR FACILITY	447,187.64
31-Dec-2025	JAZAN INTEGRATED GASIFICATION AND POWER COMPANY	COMMERCIAL AMORTISING (USD) FACILITY	497,579.65
31-Dec-2025	ESENTIA HUB CHÁVEZ HOLDING, S. DE R.L. DE C.V.	TERM LOAN	677,721.57
Total			6,145,093.93

Principal Drawdowns between 01-Oct-2025 and 31-Dec-2025

Drawdown Date	Borrower	Drawdown Amount (US\$)
---------------	----------	------------------------

****NOTHING TO REPORT****

Account Balances as of 31-Dec-2025

Amounts in US\$

Account Name	Principal	Interest	Others	Total
Principal Fixed Deposit Account	-	-	-	-
Interest Fixed Deposit Account	-	-	-	-
Undrawn Commitment Account	-	-	-	-
Undrawn Commitment Fixed Deposit Account	-	-	-	-
General Reserve Account	-	1.84	71,409.92	71,411.76
Risk Protection Reserve Account	-	-	-	-
Eligible Fixed Deposit	5,726,249.39	3,516,468.49	-	9,242,717.88
Eligible Depository Account	-	-	-	-
Principal Account	408,232.91	22.16	-	408,255.07
Interest Account	-	888,974.33	-	888,974.33
Payment Account	-	-	-	-
Collection Account	728,973.59	587,457.28	-	1,316,430.87
Cash in Transit	266,542.57	1,175,301.22	-	1,441,843.79
Total	7,129,998.46	6,168,225.32	71,409.92	13,369,633.70



Contact Us

https://www.hkmc.com.hk/eng/investor_relations/ilbs/bauhinia_ilbs_2.html

Level 65, International Commerce Centre,
1 Austin Road West,
Kowloon, Hong Kong
ILBS_bauhinia2@hkmc.com.hk